



INTEGRATED ALL-GLASS SYSTEMS GEZE IGG  
INTELLIGENCE BETWEEN THE PANES



**CONTENTS**

Solutions for all-glass systems – GEZE IGG	<b>4</b>
Automatic sliding and telescopic sliding doors GEZE Slimdrive SL NT resp. SLT with IGG	<b>5</b>
Manual sliding wall system GEZE MSW with IGG	<b>7</b>
Manual sliding doors GEZE Perlan 140 with IGG	<b>8</b>
IGG double-action doors	<b>10</b>
IGG single-action doors	<b>11</b>
GEZE references	<b>12</b>

## GEZE IGG – solutions for all-glass systems

### Intelligence between the panes

Glass, besides timber and bricks, is one of the oldest building materials of mankind. Even today glass is still used - with upward tendency -, especially with regards to economical and ecological aspects. More than ever we take advantage of the outstanding physical properties of glass such as hardness, elasticity and the coefficient of heat transmission. Thus new and transparent living areas are created for people, animals and plants - without the need to make concessions to flexibility, protection, warmth or comfort. Modern production processes and hardware systems take an important share in this development.

GEZE IGG means that the profiles and hardware system are invisibly integrated between two panes – without any protruding visible parts on the glass surface. A perimeter printing on the interior side of the panes makes the fittings completely invisible to the human eye. Wherever fittings and profiles spoiled the aesthetic appearance of glass elements in the past, GEZE IGG will allow freedom in design in future. The continuous design of façades can now be realised without incongruity of style, irrespective of whether sliding partitions, sliding doors, single-action or double-action doors are planned.



MSW with IGG, Pavillon Lapidarij Novigrad, Istra, Croatia (Photo: Robert Les)

### GEZE IGG SYSTEMS

#### Range of application

- For interior and exterior installations
- Automatic and manual sliding doors
- Manual sliding wall systems
- Automatic and manual swing doors

#### Structure of the elements

- Exterior pane (types of glass: toughened safety glass ESG-H or laminated safety glass VSG of ESG)
- Spacer
- Holding profiles for the fittings
- Interior pane (types of glass: toughened safety glass ESG-H or laminated safety glass VSG of ESG)
- Edge printing of the panes (min. width 30 mm)
- Perimeter printing in the gap between the panes
- Gap between the panes SZR 27 mm

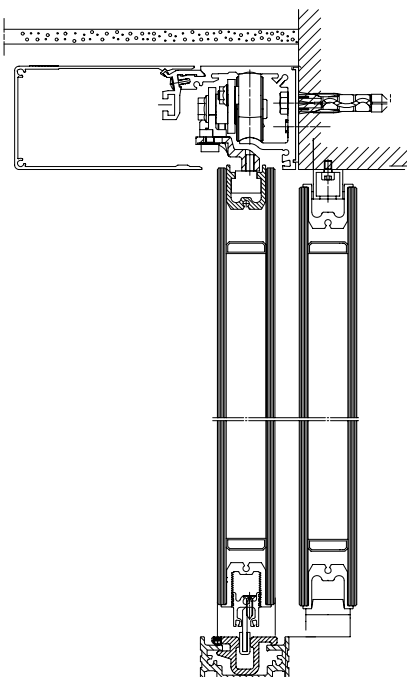
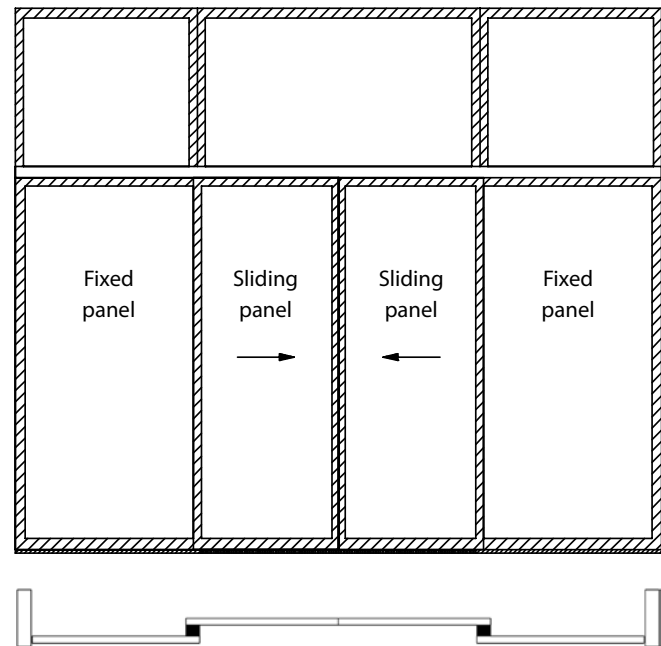
## GEZE Slimdrive SL NT/SL NT-FR and SLT/SLT-FR with IGG

### Advanced design owing to optimised technology

GEZE Slimdrive SL NT stands for optimised sliding door technology. With a construction height of only 7 cm this driving system convinces by perfection, requiring only a minimum of space: control with 16 bit high-performance micro processor, various setting possibilities, high reliability with all functions being maintained etc.



Slimdrive SL NT with IGG, Glas Trösch, Kempten, Germany (Photo: Nikolaus Grünwald)



### Product features

The reduction of the technology to the essential moreover offers considerable ecological and economical advantages:

- Environmentally friendly due to economical and ecological use of material and energy
- Tailored-to-size system production
- Simple, quick installation and adjustment
- Safe maintenance diagnosis

The Slimdrive SL NT (SLT for sliding doors with telescopic opening) is a fully modular, all-aluminium construction system and consists of mounting profile, running rail profile, cover and side parts.

The drive simply disappears in the façade thus creating transparency and consequent aesthetics. Double noggings and mullion profiles are a thing of the past. What you get instead: frameless door leaves – without any compromises.

**Simple installation – flexible use**

All components and the cover can be fitted from behind. The Slimdrive SL NT and SLT drives are perfectly suitable for installation in nearly all common post-rail-façade profiles..

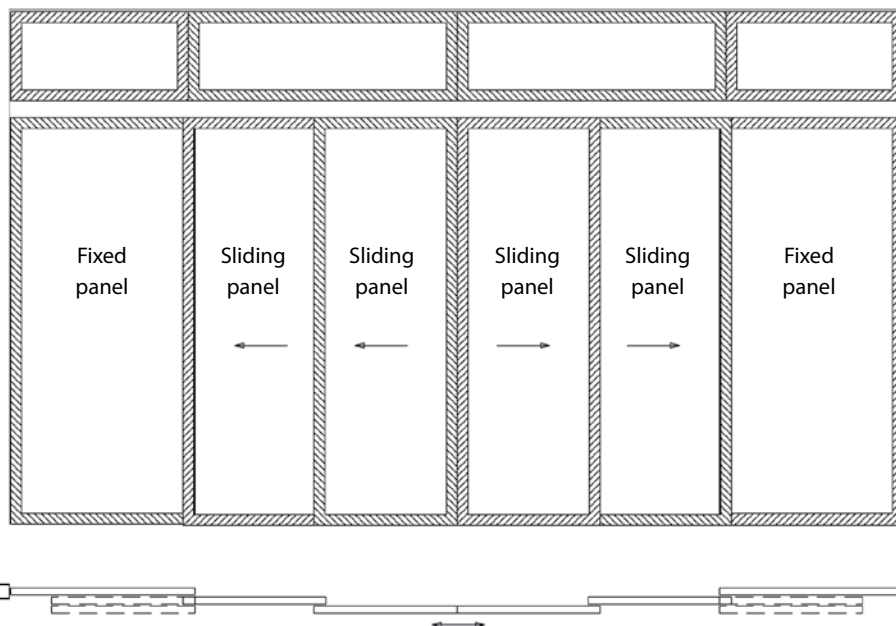
- Slimdrive SL NT-FR and SLT-FR are approved for the use on escape and rescue routes

**TECHNICAL DATA**

		Slimdrive SL NT/SL NT-FR	Slimdrive SLT/SLT-FR
Opening width	1-leaf	max. 3000 mm	-
	2-leaf	max. 3000 mm	max. 3000 mm
	4-leaf	-	1600 – 3600 mm
Max. leaf weight	1-leaf	125 kg	-
	2-leaf	2 x 125 kg	2 x 80 kg
	4-leaf	-	4 x 80 kg
Opening speed		max. 0.8 m/s	max. 0.8 m/s
Closing speed		max. 0.8 m/s	max. 0.8 m/s
Door leaf with IGG system		with concealed fittings	

IGG limits of application		
Max. weight of element	Fixed panel	200 kg
	Sliding door leaf Slimdrive SL NT	125 kg
	Sliding door leaf Slimdrive SLT	80 kg
Max. side ratio	Process-inherent	1 : 5
	Optimum running smoothness Slimdrive SL NT	1 : 3
	Max. for Slimdrive SL NT and SLT	1 : 4
Door leaf height		up to approx. 3000 mm
Max. admissible deflection		8 mm or 1/200
Standard values	Weight per unit area for 2 x ESG 6 (IGG standard)	34 kg/m <sup>2</sup>
	Weight per unit area for 2 x ESG 8 (1 side > 3000 mm)	44 kg/m <sup>2</sup>

**SLIMDRIVE SLT WITH IGG**



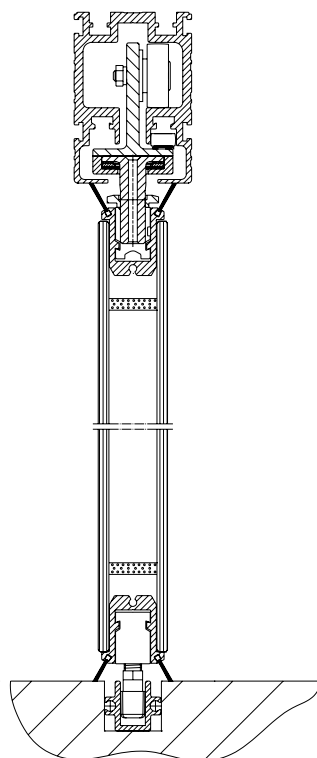
## GEZE manual sliding wall system MSW with IGG

### Transparent partition wall

GEZE MSW is the manual sliding wall system for transparent separation of rooms by means of moveable glass elements. A flexible modular system and the integration of leaf elements of different functions offer architects and designers the freedom to realise individual sliding walls. GEZE MSW offers optimum solutions for innovative all-glass design for pretentious building projects.



MSW with IGG, MSW with IGG, Pavillon Lapidarij Novigrad, Istra, Croatia (Photo: Robert Les)



### Product features

- Excellent running properties and almost silent operation due to the high-quality precise roller bearings
- Minimal use of force required to manually slide the glass elements
- Fitting elements integrated in the gap between the panes
- Max. leaf weight 150 kg (with dual roller carriage)
- Suitable for door leaf heights up to 3500 mm and widths up to 1200 mm (swing doors) resp. 1500 mm (sliding doors)
- Surrounding edge printing: horizontal min. 50 mm, vertical min. 30 mm
- Standard composition of panes: 2 x 6 mm toughened safety glass ESG-H, gap between the panes 27 mm
- Types of glass: ESG-H 6 mm (green glass) and ESG-H 6 mm (clear glass) for installation heights up to 3000 mm; ESG-H 8 mm (green glass) and ESG-H 8 mm (clear glass) for installation heights from 3000 mm to 3500 mm, other glass combinations possible (e.g. laminated safety glass VSG)
- Sealing: horizontally brush seals, vertically silicon seals
- Continuous floor guide as an option

### Range of application

Light and transparent room partitioning in the form of an integrated all-glass system using a modular concept. The perfect partitioning wall for use in hotels, congress and shopping centres or airports.

- Combination with fixed panels, double-action, single-action, swing and sliding doors possible

## GEZE Perlan 140 with IGG

### Proven, robust and durable

GEZE Perlan 140 is a roller-guided sliding door system suitable for single, multiple and synchronous sliding doors. The elegant, understated design supports any desired spatial effect. The demanding technology, high-quality materials and first-class workmanship means that the sliding doors open with the least amount of force and make Perlan 140 the ideal solution for constant use in heavy frequented living and working areas.

### PERLAN 140 WITH IGG

#### Product features

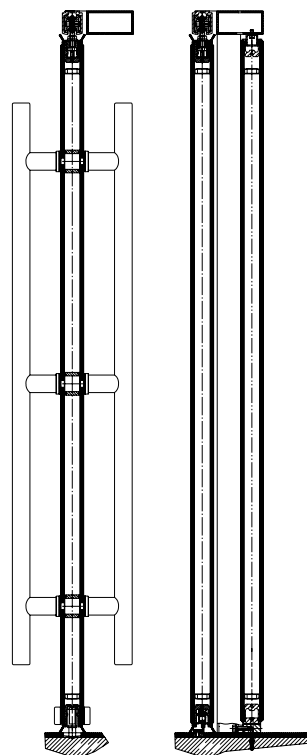
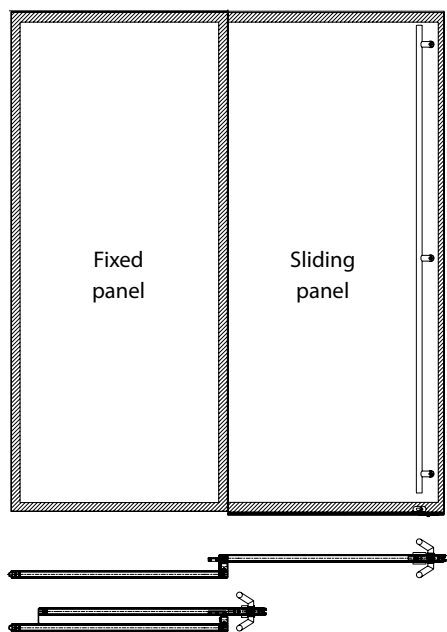
- 4 high-quality precision ball bearings
- Optimum load distribution due to triple pendulum suspension
- Precise guiding due to special track design, no lateral contact
- Runner channel of anodised light alloy; hanger bolts and nuts of special steel
- Outdoor installation possible
- Vertical and lateral adjustment
- Runner channel can easily be adjusted after installation
- Types of glass: toughened safety glass ESG-H 6 mm (green glass), ESG-H 6 mm (clear glass), other glass combinations possible (e.g. laminated safety glass VSG)
- Even possible in combination with SoftStop

#### Range of application

- For all types of sliding doors: single, multiple leaves and synchronous
- Wall and ceiling mounting
- For doors with a leaf weight of up to 140 kg
- Fixed panel up to 200 kg
- Max. height 2600 mm
- Version with SoftStop possible

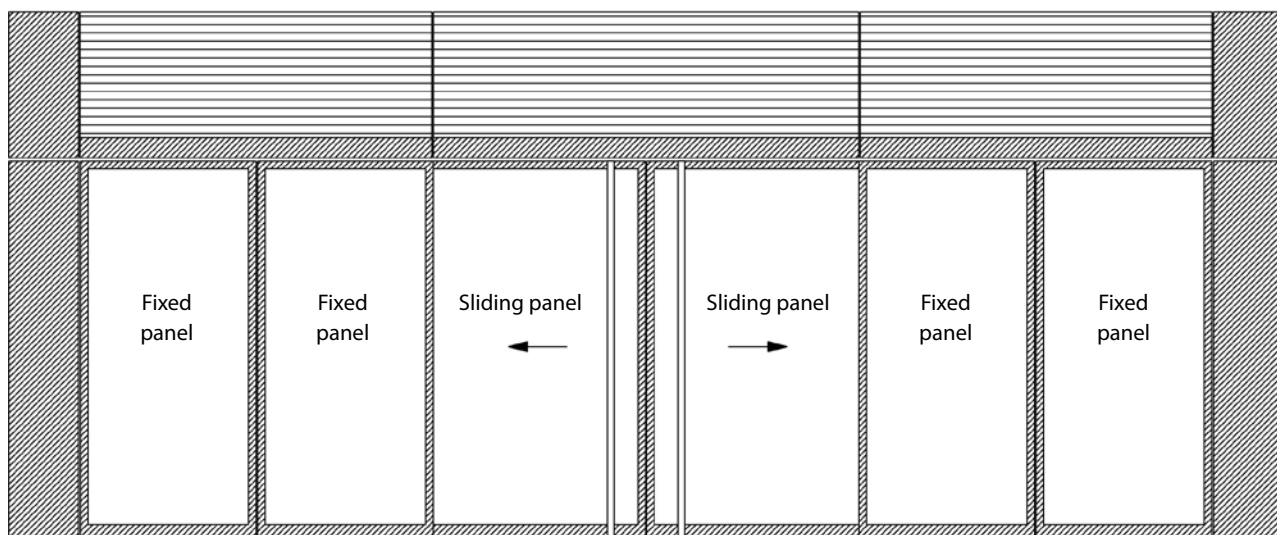


PERLAN 140 WITH IGG



Standard installation

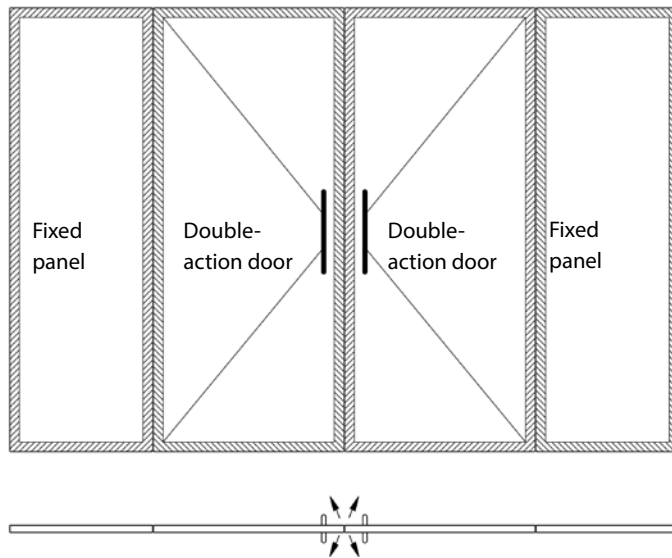
The leaves can be fixed to the wall or the ceiling using attachment brackets (hole interval 175 mm). The door is stopped at the top and at the bottom simultaneously by the stop buffer and an additional buffer that is fitted to the centre of the door or at the top.



## GEZE IGG double-action door

### Flexibel to all directions

In banks, restaurants and hotels you often need doors that can be opened to both directions. The GEZE IGG double-action door offers the required flexibility and is suitable for every-day use, simultaneously offering high-quality and transparent construction. The double-action doors can be combined with the proven GEZE automatic door opening systems.



### IGG DOUBLE-ACTION DOOR **Product features**

- Frameless all-glass element with fittings integrated between the panes (2 x 6 mm toughened safety glass ESG-H, gap between the panes 27 mm)
- Allround perimeter printing
- Dimensions: door width max. 1250 mm, height max. 2600 mm
- Thickness of door leaf approx. 40 mm
- Max. door leaf weight: 120 kg per leaf
- Fixed panel max. 200 kg
- Types of glass: toughened safety glass ESG-H 6 mm (green glass), ESG-H 6 mm (clear glass), other glass combinations possible (e.g. laminated safety glass VSG)
- Finish of spacers of ISO glazing: silver (standard), black or light grey
- Surface of integrated frame: C 35 (black)
- Types of mounting: frame, post-rail structure, wall installation
- With door closer: floor spring TS 500 NV / TS 550 NV

## GEZE IGG single-action door

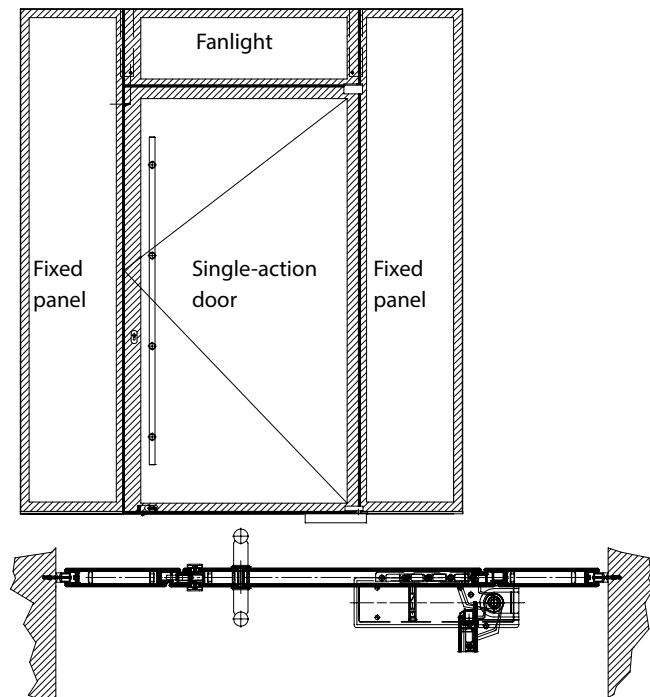
### Simply ideal

Whether in public or private buildings: no doors are used more often than single-action doors. The GEZE IGG system allows the construction or even reconstruction of any sort of single-action doors. You are free to choose among a wide range of hinges, locks, handles, automatic closing and opening systems.



IGG on action door, Townhouse Ostfildern, Germany

(Photo: Nikolaus Grünwald)



### IGG SINGLE-ACTION DOOR

#### Product features

- Frameless all-glass element with fittings integrated between the panes (2 x 6 mm toughened safety glass ESG-H, gap between the panes 27 mm)
- With surrounding edge printing. Width of printing depends on fitting options.
- Dimensions: door width max. 1250 mm, height max. 2600 mm
- Thickness of door leaf approx. 40 mm (ESG-H)
- Max. door leaf weight: 120 kg per leaf
- Fixed panel max. 200 kg
- Types of glass: toughened safety glass ESG-H 6 mm (green glass), ESG-H 6 mm (clear glass), other glass combinations possible (e.g. laminated safety glass VSG)
- Finish of spacer of ISO glazing: silver (standard), black or light grey
- Surface of integrated frame: C 35 (black)
- Types of mounting: frame, post-rail structure, wall installation
- With door closer: overhead door closer TS 5000/TS 3000 V, floor spring TS 550 / TS 550 E

## GEZE references



Slimdrive SL with IGG, Krämaren Shoppingcenter, Örebro, Sweden (Photo: Torbjörn Bergqvist Foto)



IGG single-action door, Graphic Design Museum, Breda, Netherlands (Photo: Erwin Kamphuis)

GEZE references



Slimdrive SLT IGG, Cafe Luitpold, Munich, Germany (Photo: Robert Sprang)



Slimdrive SL-FR IGG, conference centre Würzburg, Germany (Photo: Dirk Wilhelmy)

You will find more product information in the relevant brochures, see ID numbers.

## Door technology

<b>01</b>	Overhead door closers ID 091593, ID 091594
<b>02</b>	Hold-open systems ID 091593, ID 091594
<b>03</b>	Integrated door closers ID 091609
<b>04</b>	Floor springs ID 091607
<b>05</b>	Sliding door gear systems and linear guides ID 123605, ID 008770, ID 000586

## Automatic door systems

<b>06</b>	Swing doors ID 144785
<b>07</b>	Sliding, telescopic and folding doors ID 143639
<b>08</b>	Circular and semi-circular sliding doors ID 135772
<b>09</b>	Revolving doors ID 132050
<b>10</b>	Actuation devices and sensors ID 142655

## Smoke and heat extraction and window technology

<b>11</b>	Fanlight opening systems ID 127787
<b>12</b>	Electric opening and locking systems ID 154851
<b>13</b>	Electrical spindle and linear drives ID 154851
<b>14</b>	Electric chain drives ID 154851
<b>15</b>	Smoke and heat extraction systems ID 154851

## Safety technology

<b>16</b>	Emergency exit systems ID 132408
<b>17</b>	Access control systems ID 132158
<b>18</b>	Panic locks ID 132848
<b>19</b>	Electric strikes ID 148666
<b>20</b>	Building management system ID 132408

## Glass systems

<b>21</b>	Manual sliding wall systems (MSW) ID 104377
<b>22</b>	Integrated all-glass systems (IGG) ID 104366
<b>23</b>	GEZE Patch fittings mono glass systems ID 122521



# POTENTIAL APPLICATIONS OF GEZE PRODUCTS



## Door technology

The functionality, superior performance and reliability of GEZE door closers are impressive. A common design across the range, the ability to use them on all common door leaf widths and weights, and the fact that they can be individually adjusted makes their selection simple. They are continually being improved and enhanced with up-to-date features. For example, the requirements of fire protection and accessibility are fulfilled with a door closer system.

## Automatic door systems

GEZE automatic door systems open up a huge variety of options in door design. The latest, innovative high-performance drive technology, safety, ease of accessibility and first class universal drive design set them apart. GEZE offers complete solutions for individual requirements. A dedicated division is responsible for the development and construction of individual special designs.

## Smoke and heat extraction and window technology

GEZE smoke and heat extraction systems and ventilation technology provide complete systems solutions combining the many requirements of different types of windows. We supply a full range from energy efficient drive systems to natural ventilation and complete solutions for supplying and extracting air, also as certified SHEVs.

## Safety technology

GEZE safety technology sets the standards where preventative fire protection, access control and anti-theft security in emergency exits are concerned. For each of these objectives GEZE offers tailored solutions, which combine the individual safety requirements in one intelligent system and close doors and windows in case of danger in a coordinated manner.

## Building systems

In GEZE's Building Management System GEZE door, window and safety products can be integrated in to the security and control systems of the building. A central control and visualisation system monitors various automation components in the building and offers security through many different networking capabilities.

## Glass systems

GEZE glass systems stand for open and transparent interior design. They can either blend discreetly into the architecture of the building or stand out as an accentuated feature. GEZE offers a wide variety of technologies for functional, reliable and aesthetic sliding wall or sliding door systems providing security with lots of design scope.

**GEZE GmbH**  
**P.O. Box 1363**  
**71226 Leonberg**  
**Germany**

**GEZE GmbH**  
**Reinhold-Vöster-Straße 21-29**  
**71229 Leonberg**  
**Germany**  
**Telefon +49 (0) 7152-203-0**  
**Telefax +49 (0) 7152-203-310**  
**www.geze.com**

**Germany**  
**GEZE Sonderkonstruktionen GmbH**  
 Planken 1  
 97944 Boxberg-Schweigern  
 Tel. +49 (0) 7930-92 94-0  
 Fax +49 (0) 7930-92 94-10  
 sk.de@geze.com

**GEZE GmbH**  
 Niederlassung Süd-West  
 Breitwiesenstraße 8  
 71229 Leonberg  
 Tel. +49 (0) 7152-203-594  
 Fax +49 (0) 7152-203-438  
 leonberg.de@geze.com

**GEZE GmbH**  
 Niederlassung Süd-Ost  
 Parking 17  
 85748 Garching bei München  
 Tel.: +49 (0) 89-120 07 42-50  
 Fax.: +49 (0) 7152-203-77050  
 garching.de@geze.com

**GEZE GmbH**  
 Niederlassung Ost  
 Bühringstraße 8  
 13086 Berlin (Weissensee)  
 Tel. +49 (0) 30-47 89 90-0  
 Fax +49 (0) 30-47 89 90-17  
 berlin.de@geze.com

**GEZE GmbH**  
 Niederlassung Mitte/Luxemburg  
 Adenauerallee 2  
 61440 Oberursel (b. Frankfurt)  
 Tel. +49 (0) 6171-63 610-0  
 Fax +49 (0) 6171-63 610-1  
 frankfurt.de@geze.com

**GEZE GmbH**  
 Niederlassung West  
 Nordsternstraße 65  
 45329 Essen  
 Tel. +49 (0) 201-83 082-0  
 Fax +49 (0) 201-83 082-20  
 essen.de@geze.com

**GEZE GmbH**  
 Niederlassung Nord  
 Haus 11, 1. OG - Theodorstr. 42-90  
 22761 Hamburg-Bahrenfeld  
 Tel. +49 (0) 40-2 19 07 16-27  
 Fax +49 (0) 40-2 19 07 16-28  
 hamburg.de@geze.com

**GEZE Service GmbH**  
 Niederlassung Süd-West  
 Reinhold-Vöster-Straße 25  
 71229 Leonberg  
 Tel. +49 (0) 1802-923392  
 Fax +49 (0) 7152-92 33 63  
 service-leonberg.de@geze.com

**GEZE Service GmbH**  
 Niederlassung Süd  
 Parking 17  
 85748 Garching bei München  
 Tel. +49 (0) 1802-923392  
 Fax +49 (0) 89-120 07 42-60  
 service-muenchen.de@geze.com

**GEZE Service GmbH**  
 Niederlassung Mitte  
 Oberurseler Str. 69  
 61440 Oberursel  
 Tel. +49 (0) 1802-923392  
 Fax +49 (0) 6171-63 327-19  
 service-oberursel.de@geze.com

**GEZE Service GmbH**  
 Niederlassung West  
 Nordsternstraße 65  
 45329 Essen  
 Tel. +49 (0) 1802-923392  
 Fax +49 (0) 201-8 30 82-25  
 service-essen.de@geze.com

**GEZE Service GmbH**  
 Niederlassung Nord-Ost  
 Bühringstraße 8  
 13086 Berlin (Weissensee)  
 Tel. +49 (0) 1802-923392  
 Fax +49 (0) 30-47021733  
 service-berlin.de@geze.com

**GEZE Service GmbH**  
 Niederlassung Nord  
 Theodorstr. 42-90, Haus 11  
 22761 Hamburg  
 Tel. +49 (0) 1802-923392  
 Fax +49 (0) 40-219 07 16-19  
 service-hamburg.de@geze.com

**Austria**  
**GEZE Austria**  
 Wiener Bundesstrasse 85  
 A-5300 Hallwang  
 Tel: +43/6225/87180  
 Fax: +43/6225/87180-299  
 austria.at@geze.com

**Baltic States**  
**GEZE GmbH Baltic States office**  
 Dzelsavas iela 120 S  
 1021 Riga  
 Tel. +371 (0) 67 89 60 35  
 Fax +371 (0) 67 89 60 36  
 office-latvia@geze.com

**Benelux**  
**GEZE Benelux B.V.**  
 Steenoven 36  
 5626 DK Eindhoven  
 Tel. +31 (0) 40-26 290-80  
 Fax +31 (0) 40-26 290-85  
 benelux.nl@geze.com

**Bulgaria**  
**GEZE Bulgaria - Trade**  
 Representative Office  
 Nickolay Haitov 34 str., fl. 1  
 1172 Sofia  
 Tel. +359 (0) 24 70 43 73  
 Fax +359 (0) 24 70 62 62  
 office-bulgaria@geze.com

**China**  
**GEZE Industries (Tianjin) Co., Ltd.**  
 Shuangchenzhong Road  
 Beichen Economic Development  
 Area (BEDA)  
 Tianjin 300400, P.R. China  
 Tel. +86 (0) 22-26 97 39 95-0  
 Fax +86 (0) 22-26 97 27 02  
 sales-info@geze.com.cn

**GEZE Industries (Tianjin) Co., Ltd.**  
 Branch Office Shanghai  
 Unit 25N, Cross Region Plaza  
 No 899, Ling Ling Road,  
 XuHui District  
 200030 Shanghai, P.R. China  
 Tel. +86 (0) 21-523 40 960  
 Fax +86 (0) 21-644 72 007  
 chinasales@geze.com.cn

**GEZE Industries (Tianjin) Co., Ltd.**  
 Branch Office Guangzhou  
 Room 17C3  
 Everbright Bank Building, No.689  
 Tian He Bei Road  
 510630 Guangzhou  
 P.R. China  
 Tel. +86 (0) 20-38 73 18 42  
 Fax +86 (0) 20-38 73 18 34  
 chinasales@geze.com.cn

**GEZE Industries (Tianjin) Co., Ltd**  
 Branch Office Beijing  
 Room 1001, Tower D  
 Sanlitun SOHO  
 No. 8, Gongti North Road,  
 Chaoyang District  
 100027 Beijing, P.R.China  
 Tel. +86 (0) 10-59 35 93 00  
 Fax +86 (0)10-59 35 93 22  
 chinasales@geze.com.cn

**France**  
**GEZE France S.A.R.L.**  
 ZAC de l'Orme Rond  
 RN 19  
 77170 Servon  
 Tel. +33 (0) 1 60 62 60 70  
 Fax +33 (0) 1 60 62 60 71  
 france.fr@geze.com

**Hungary**  
**GEZE Hungary Kft.**  
 Hungary-2051 Biatorbágy  
 Vendel Park  
 Huber u. 1.  
 Tel. +36/23/532-735  
 Fax +36/23/532-738  
 office-hungary@geze.com

**Iberia**  
**GEZE Iberia S.R.L.**  
 C/ Andorra 24  
 08830 San Boi de Llobregat  
 (Barcelona)  
 Tel. +34 902 194 036  
 Fax +34 902 194 035  
 info@geze.es

**India**  
**GEZE India Private Ltd.**  
 MF 2 & 3, Guindy Industrial Estate  
 Ekkattuthangal  
 Chennai 600 097  
 Tamilnadu  
 Tel. +91 (0) 44 30 61 69 00  
 Fax +91 (0) 44 30 61 69 01  
 office-india@geze.com

**Italy**  
**GEZE Italia S.r.l**  
 Via Giotto, 4  
 20040 Cambiago (MI)  
 Tel. +39 (0) 29 50 695-11  
 Fax +39 (0) 29 50 695-33  
 italia.it@geze.com

**GEZE Italia S.r.l**  
 Via Lucrezia Romana, 91  
 00178 Roma  
 Tel. +39 (0) 6-72 65 311  
 Fax +39 (0) 6-72 65 3136  
 roma@geze.biz

**Poland**  
**GEZE Polska Sp.z o.o.**  
 ul. Annopol 21  
 03-236 Warszawa  
 Tel. +48 (0) 22 440 4 440  
 Fax +48 (0) 22 440 4 400  
 geze.pl@geze.com

**Romania**  
**GEZE Romania S.R.L.**  
 IRIDE Business Park,  
 Str. Dimitrie Pompeiu nr. 9-9a,  
 Building 10, Level 2, Sector 2,  
 020335 Bucharest  
 Tel.: +40 (0) 21 25 07 750  
 Fax: +40 (0) 21 25 07 750  
 office-romania@geze.com

**Russia**  
**OOO GEZE RUS**  
 Gamsonovskiy Per. 2  
 115191 Moskau  
 Tel. +7 (0) 495 933 06 59  
 Fax +7 (0) 495 933 06 74  
 office-russia@geze.com

**Scandinavia - Sweden**  
**GEZE Scandinavia AB**  
 Mallslingan 10  
 Box 7060  
 18711 Täby, Sweden  
 Tel. +46 (0) 8-7323-400  
 Fax +46 (0) 8-7323-499  
 sverige.se@geze.com

**Scandinavia - Norway**  
**GEZE Scandinavia AB avd. Norge**  
 Industriveien 34 B  
 2073 Dal  
 Tel. +47 (0) 639-57 200  
 Fax +47 (0) 639-57 173  
 norge.se@geze.com

**Scandinavia - Finland**  
**Branch office of GEZE Scandinavia AB**  
 Herralantie 824  
 Postbox 20  
 15871 Hollola  
 Tel. +358 (0) 10-40 05 100  
 Fax +358 (0) 10-40 05 120  
 finland.se@geze.com

**Scandinavia - Denmark**  
**GEZE Danmark**  
 Branch office of GEZE Scandinavia AB  
 Mårkærvej 13 J-K  
 2630 Taastrup  
 Tel. +45 (0) 46-32 33 24  
 Fax +45 (0) 46-32 33 26  
 danmark.se@geze.com

**Singapore**  
**GEZE (Asia Pacific) Pte. Ltd.**  
 21 Bukit Batok Crescent  
 #23-75 Wcega Tower  
 Singapore 658065  
 Tel. +65 6846 1338  
 Fax: +65 6846 9353  
 gezesea@geze.com.sg

**South Africa**  
**GEZE Distributors (Pty) Ltd.**  
 118 Richards Drive, Halfway House,  
 Ext 111, P.O. Box 7934, Midrand 1685,  
 South Africa  
 Tel: + 27 (0) 113 158 286  
 Fax: + 27 (0) 113158261  
 info@gezesa.co.za

**Switzerland**  
**GEZE Schweiz AG**  
 Bodenackerstrasse 79  
 4657 Dulliken  
 Tel. +41 (0) 62 285 54 00  
 Fax +41 (0) 62 285 54 01  
 schweiz.ch@geze.com

**Turkey**  
**GEZE Kapı ve Pencere Sistemleri**  
 San. ve Tic. Ltd. Şti.  
 Ataşehir Bulvarı, Ata 2/3  
 Plaza Kat: 9 D: 84 Ataşehir  
 Ataşehir / İstanbul  
 Tel. + 90 (0) 216 455 43 15  
 Fax + 90 (0) 216 455 82 15  
 office-turkey@geze.com

**Ukraine**  
**LLC GEZE Ukraine**  
 ul. Viskoznaya, 17,  
 Building 93-B, Office 12  
 02660 Kiev  
 Tel./Fax +38 (0) 44 501 22 25  
 office-ukraine@geze.com

**United Arab Emirates/GCC**  
**GEZE Middle East**  
 P.O. Box 17903  
 Jebel Ali Free Zone  
 Dubai  
 Tel. +971 (0) 4-88 33 112  
 Fax +971 (0) 4-88 33 240  
 geze@emirates.net.ae

**United Kingdom**  
**GEZE UK Ltd.**  
 Blenheim Way  
 Fradley Park  
 Lichfield  
 Staffordshire WS13 8SY  
 Tel. +44 (0) 1543 44 30 00  
 Fax +44 (0) 1543 44 30 01  
 info.uk@geze.com

GEZE REPRESENTATIVE